




92-770 Othello Court, Mississauga, Ontario L5W 1Y3

Tel: 905-696 8954 web: www.canadaleds.com

FLEXZOID-VB-MONO



Application

- Cove lighting
- Architectural lights for canopy, corridor, window, archv
- Backlight or edge lighting for signage
- DIY lights for home use
- Path and contour marking
- Decorative lights for holiday, event, show, exhibition

FlexZoid-VB Series: NEW

300 Lumens/Foot

Benefits

- Can be separable every 3 LEDs along the cut mark
- Made of printed circuit board with self adhesive back
- Compact size
- Available in White, Warm White

Basic Technical Data

- Standard **length**: 5 meters/reel
- **Width**: 10mm
- Printed circuit board **total thickness**: less than 2.5 mm (just over 1/16th inch)
- Working **voltage**: 12V DC
- **Power** consumption: 5.8 Watts/foot
- LED **quantity** per length of 5 meters: 590 pcs for Single Color
- LED distance center-to-center 8 mm
- **Size** of smallest unit 3 LED (L X W): 24mm X 10mm
- **Lumens/foot**: 309 Lumens
- **Lumens/meter**: 927 lumens/meter

A note to Do-It-yourself Clients:

Installation of FlexZoid® is to be done by qualified tradesmen who are familiar and have knowledge with all types of electrical installation in accordance with North American & Canadian safety laws.

TECHNICAL INFORMATION

Part Number	Color	Length	LED Qty	Light Output MCD	Light output lumens	Beam Angle Degrees	Opr. Voltage	Opr Current	Power Max
FZ-VB-M/W	White	5 M	590	3500 x 600	5100	120	12	8	96
FZ-VB-	Warm	5 M	590	3500 x	4080	120	12	8	96



92-770 Othello Court, Mississauga, Ontario L5W 1Y3 Tel: 905-696 8954 web: www.canadaleds.com

M/WW	White		600					
------	-------	--	-----	--	--	--	--	--

Ordering Information

Part Number	Description	Color	Unit	Price
FZ-VB-M/W	120°12V, 5 meter, Width: 10mm, 590 LEDS	White	Roll	Email
FZ-VB-M/WW	120°12V, 5 meter, Width: 10mm, 590 LEDS	Warm White	Roll	Email

Assembly Information

Solder connection should only be performed on designated solder pads (marked “ +/-”). During soldering, don't exceed the maximum soldering time of 10 seconds and the maximum soldering temperature of 260 °Celsius.

The smallest unit (72mm - 3 LEDS) can be removed by cutting with scissors between the designated solder pads.

The mounting of FlexZoid® is facilitated by means of the double-sided adhesive on the back surface of the ribbon. Care must be taken to provide a clean and dry mounting surface, free of oils or silicone coatings as well as dirt particles. The mounting substrate must have sufficient structural integrity. Take care to completely remove the adhesive backing. Once FlexZoid® is appropriately positioned. Press on the FlexZoid® with about 20N/cm2 (refer to application techniques of 3M adhesive transfer tapes).

The minimum-bending radius is 2 cm. FlexZoid® may be bent over a smaller radius of the circuit board containing no electronic components and such bends should be made once and fixed in position to avoid cyclic fatigue.

Safety Information

The FlexZoid® itself and all its components may not be mechanically stressed.

Assembly must not damage or destroy conducting paths on the circuit board.

Installation of LED modules (with power supplies) needs to be made with regard to all applicable Electrical and safety standards. Only qualified personnel should be allowed to perform installations.

Correct electrical polarity needs to be observed. Wrong polarity may destroy the ribbon.

Parallel connection is highly recommended as safe electrical operation mode.

Series connection is not recommended. Unbalanced voltage drop can cause hazardous overload and damage the strip.

Do not try to power FlexZoid® when it is on its reel, this would cause the strip to heat

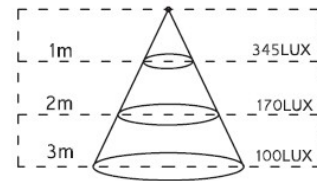
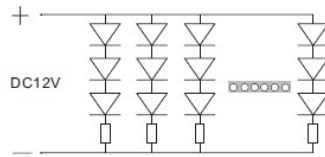
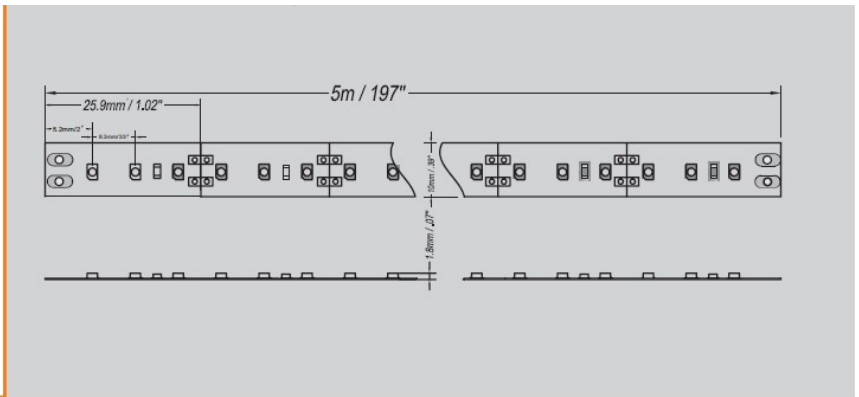
Please ensure that the power supply is of adequate power to operate the total load.



92-770 Othello Court, Mississauga, Ontario L5W 1Y3 **Tel:** 905-696 8954 **web:** www.canadaleds.com
 When mounting on metallic or otherwise conductive surfaces, there needs to be an electrical isolation points between ribbon and the mounting surface.

Pay attention to standard ESD precautions when installing the ribbon.

Damage by corrosion will not be honored as a materials defect claim. It is the user's responsibility to provide suitable protection against corrosive agents such as moisture and condensation and other harmful elements.



500mm/20" Luminance(white 6500K)